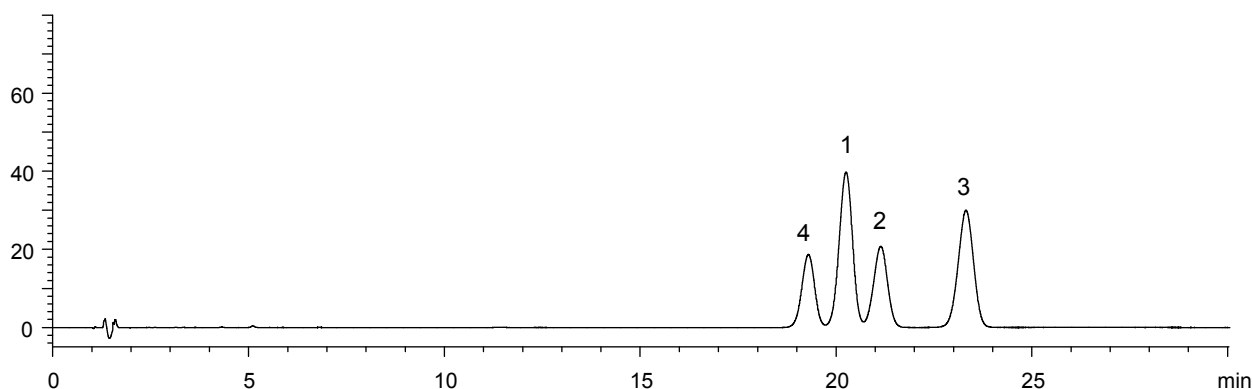


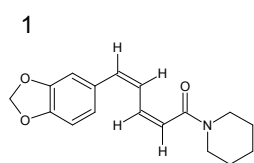
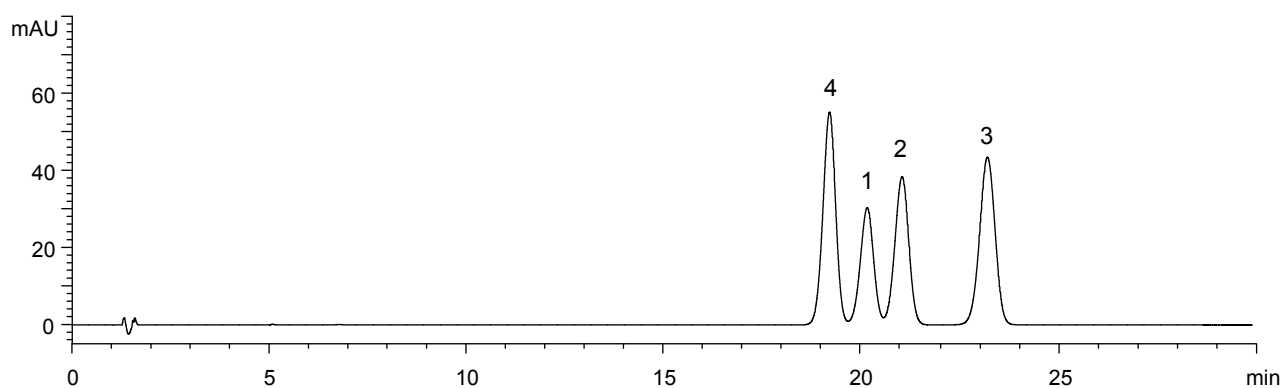
ピペリンとその異性体  
Piperine and its isomers

F130213L

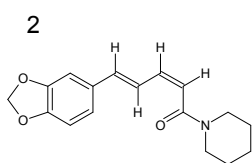
(A) UV at 280 nm



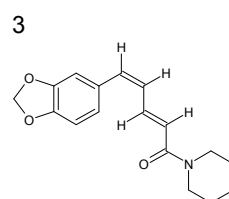
(B) UV at 340 nm



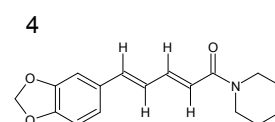
Chavicine  
Z,Z-(*cis-cis*)-piperine



Isopiperine  
Z,E-(*cis-trans*)-piperine



Isochavicine  
E,Z-(*trans-cis*)-piperine



Piperine  
E,E-(*trans-trans*)-piperine

Column : YMC-Pack *Pro* C18 RS (5 μm, 8 nm)  
150 X 3.0 mm I.D.

Eluent : 0.1% formic acid/acetonitrile (60/40)

Flow rate : 0.425 mL/min

Temperature : 25°C

Detection : (A) UV at 280 nm, (B) UV at 340 nm

Injection : 4.25 μL

Sample : 2 times dilution of sample solution\* with water

\* Sample solution was prepared by light-induced isomerization of piperine solution  
(100 μg/mL piperine in methanol)