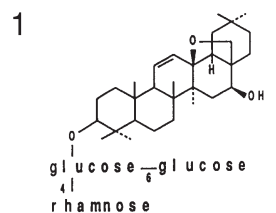
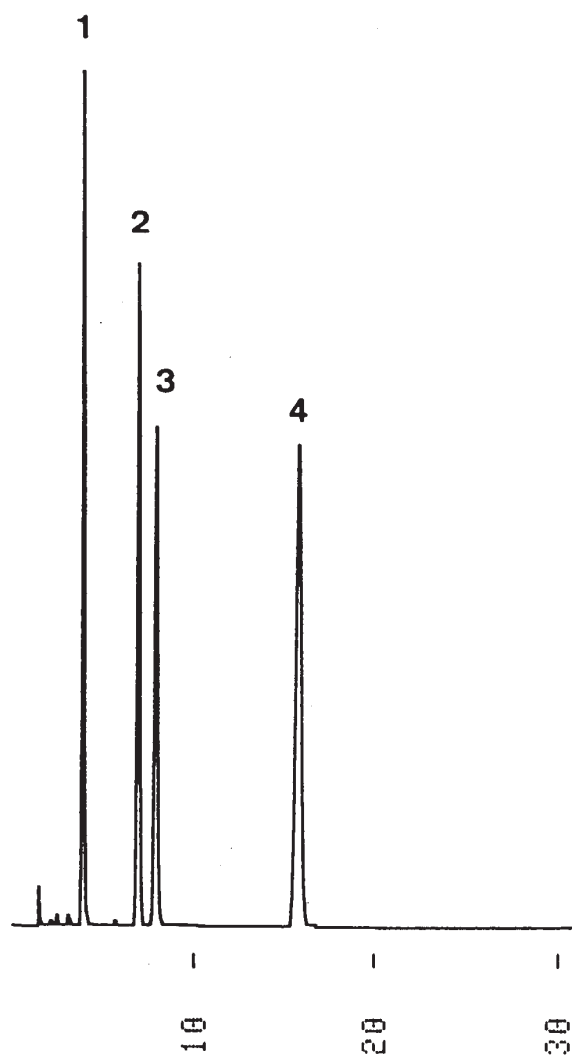
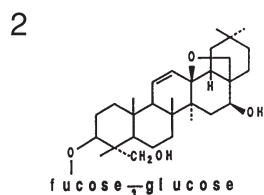


サイコサポニン
Saikosaponins

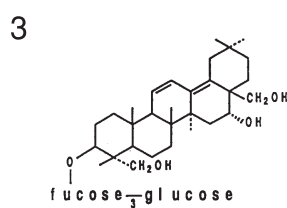
S931210D



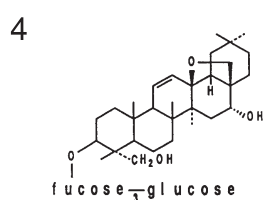
Saikosaponin c



Saikosaponin a



Saikosaponin b2



Saikosaponin d

Column : J'sphere ODS-L80 (4 μ m, 8nm)
150 \times 4.6 mm I.D.
Eluent : acetonitrile/water (38/62)
Flow rate : 1.0 mL/min
Temperature : 37 $^{\circ}$ C
Detection : UV at 210 nm, 0.26 AUFS
Injection : 8 μ L (0.5~0.75 mg/mL)